









Assembly Instructions

Thank you for purchasing this quality product. Be sure to check all packing material carefully for small parts that may have come loose inside the carton during shipment.

HARDWARE LIST :

A		2PCS	B		
C		M8*70 2PCS	D		M5 1PCS
E		M8*25 2PCS	F		2PCS
G		2PCS	H		2PCS

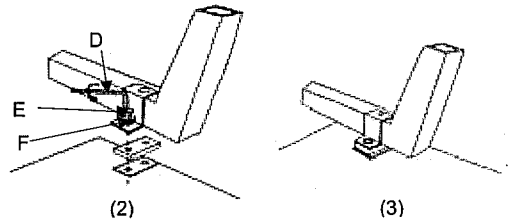
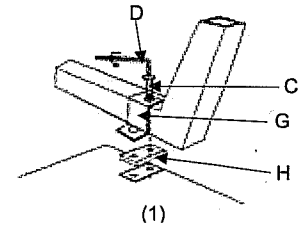
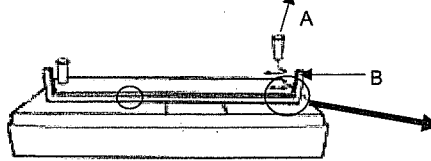
1.LEGS ASSEMBLY

Lift flap to remove parcel containing the 1 legs

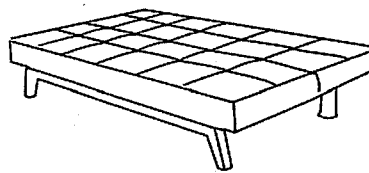
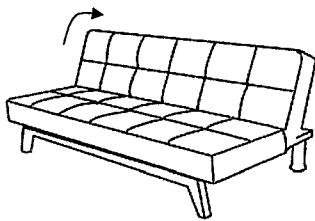


Lift flap to remove box containing the 2 legs and other parts


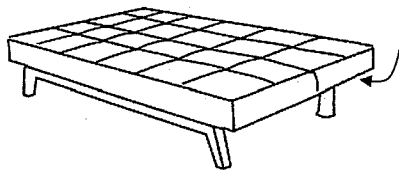
Attach legs as shown turning clockwise



2.BED POSITION / POSITION LIT



3.SOFA POSITION / POSITION SOFA



MADE IN CHINA